



Anton van den Brink
FEFAC Deputy Secretary General

Facilitating sustainable feed production



FEFAC membership

Full members

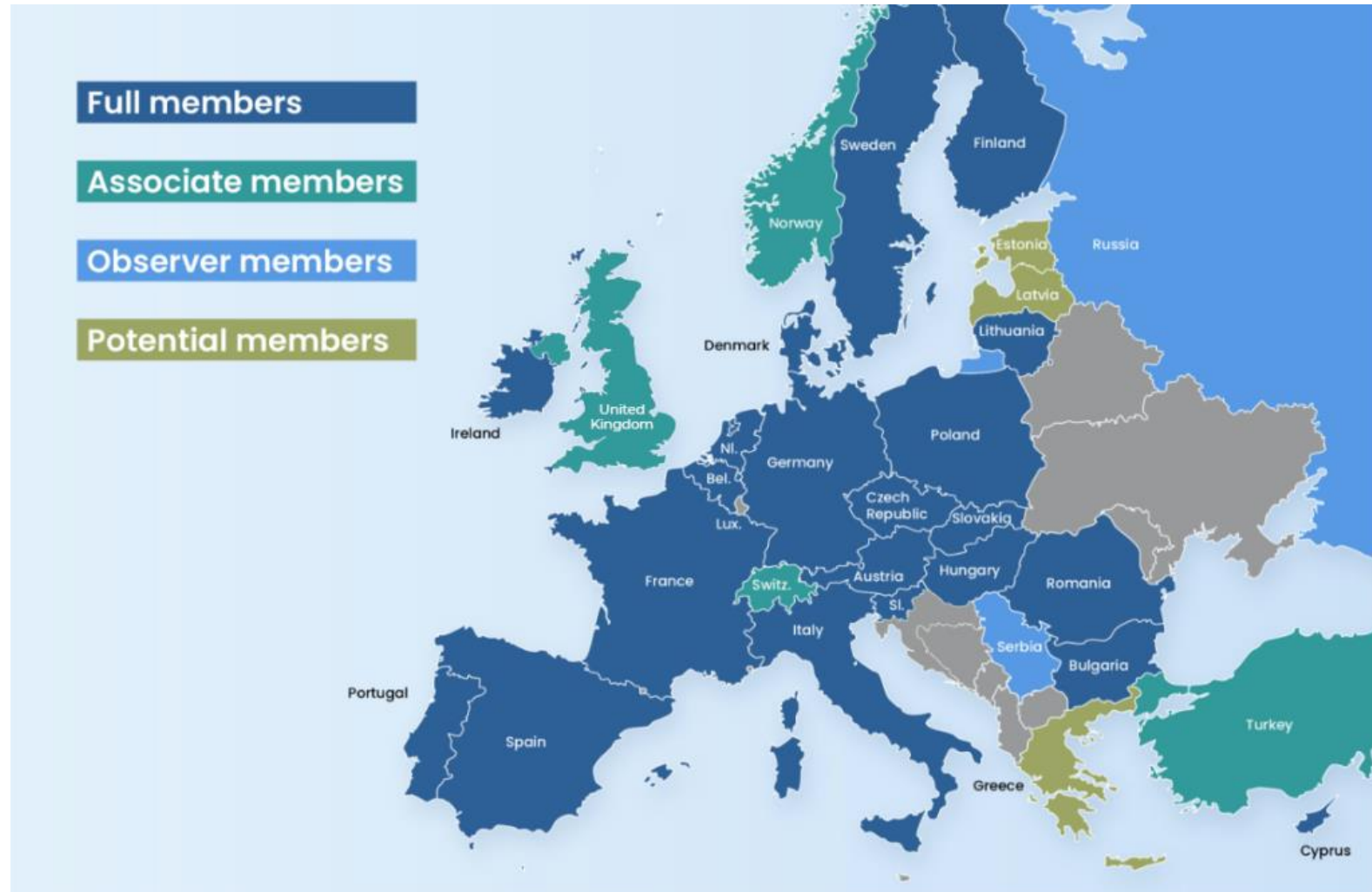
- 21 Full Members

Associate members

- 7 Associate Members (EFFPA, EMFEMA, UK, Norway (2), Switzerland, Turkey)

Observer members

- 2 Observer Members (Russia, Serbia)



Who is FEFAC?

- The European Feed Manufacturers' Federation (FEFAC) was founded in 1959 by five national compound feed associations from France, Belgium, Germany, Italy and the Netherlands
- FEFAC's Mission is to represent, defend and promote the interests of the European compound feed and premix industry
- FEFAC only has national associations as members, no corporate membership



CONTRIBUTE TO
CLIMATE-NEUTRAL
LIVESTOCK &
AQUACULTURE
PRODUCTION
THROUGH FEED



**FEED
SUSTAINABILITY
CHARTER
2030**



FOSTER SUSTAINABLE
FOOD SYSTEMS
THROUGH INCREASED
RESOURCE & NUTRIENT
EFFICIENCY



PROMOTE
RESPONSIBLE
SOURCING
PRACTICES



CONTRIBUTE
TO IMPROVING
FARM ANIMAL
HEALTH &
WELFARE



ENHANCE THE
SOCIO-ECONOMIC
ENVIRONMENT
AND RESILIENCE OF
THE LIVESTOCK &
AQUACULTURE SECTORS



Ambition 1

Contribute To Climate-Neutral
Livestock & Aquaculture
Production Through Feed

Ambition 2

Foster Sustainable Food
Systems Through Increased
Resource & Nutrient Efficiency

Ambition 3

Promote Responsible
Sourcing Practices

Ambition 4

Contribute to
Improving Farm Animal
Health & Welfare

Ambition 5

Enhance the Socio-Economic
Environment and Resilience of the
Livestock & Aquaculture Sectors

FEFAC Perspective on Sustainable Feed Production

September 2020



September 2022

June 2021



FEFAC Feed Sustainability Charter facilitating commitments to action at national level

FEFAC MEMBER ACTIONS

Ambition 1

Contribute To Climate-Neutral Livestock & Aquaculture Production Through Feed

Belgium



In Flanders, the government and the agri-food industry are committed to reducing methane emissions from cattle by 26% by 2030 compared to 2016. The Belgian animal feed sector will

France



EUROFAC is committed to developing a voluntary scheme for the collection and recycling of feed packaging, which should be fully operational by 2024.

Norway



The Norwegian Seafood Federation is a driving force in the development of the PEFCR Marine Fish as chair of the Technical Secretariat. This is a key element in the objective to significantly reduce the climate footprints of



Germany



DVT gives free lectures at universities on topics such as feed safety, climate protection and sustainability to stimulate the dissemination of necessary practical knowledge.

Ireland



In 2020 a government/IGFA national survey concluded that protein levels in animal feed have been following a positive environmental downward trend since 2015. IGFA is committed to continuing to ensure accurate data is available for our sector in the future and to promoting best environmental practice while optimising nutrient usage.

Portugal




IACA is a partner to the COLAB FeedInov project, which aims to stimulate more sustainable livestock production. Amongst other objectives, the project has the ambition to increase the feed valorisation of food industry by-products and other currently unused biomass.

Spain



In June 2020 CESFAC signed a co-funding agreement with IDH (the Sustainable Trade Initiative) to improve the traceability of soy used in the Spanish feed industry. This exercise should facilitate future responsible soy and deforestation-free sourcing strategies.

BFA Sustainability Charter brings its vision to life



Towards sustainable feed production in Central and Eastern Europe

Italy



Assalzoo actively works on attracting young people to work in the feed industry. Assalzoo each year gives awards to a Bachelor thesis and a Doctorate thesis that have shown to be of value to the interests of the feed sector.

Denmark



Animal health and welfare is of utmost importance. No later than 2022 the use of Zinc oxide for the weaning of piglets must be phased out. The Danish feed industry is committed to develop and implement feed solutions that support healthy weaning of piglets – without the use of Zinc oxide and without increased use of antibiotics (at weaning).


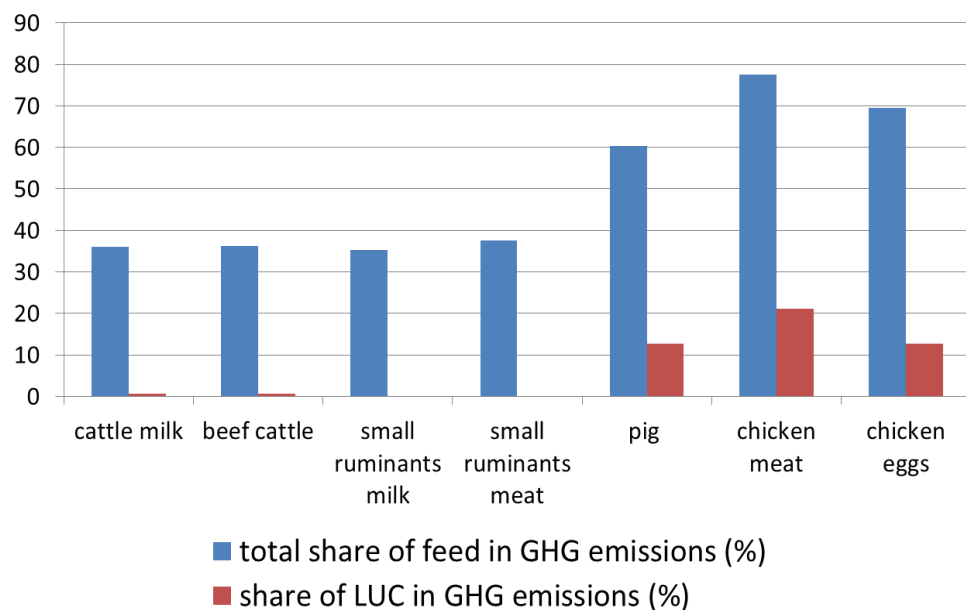


Nevedi 2020-2025 vision for a sustainable and competitive Dutch feed industry



Ambition 1

Contribute To Climate-Neutral Livestock & Aquaculture Production Through Feed



EU Green Deal

Achieving Climate Neutrality

Reduce the environmental & climate footprint of the EU food system

UN Strategic Development Goals

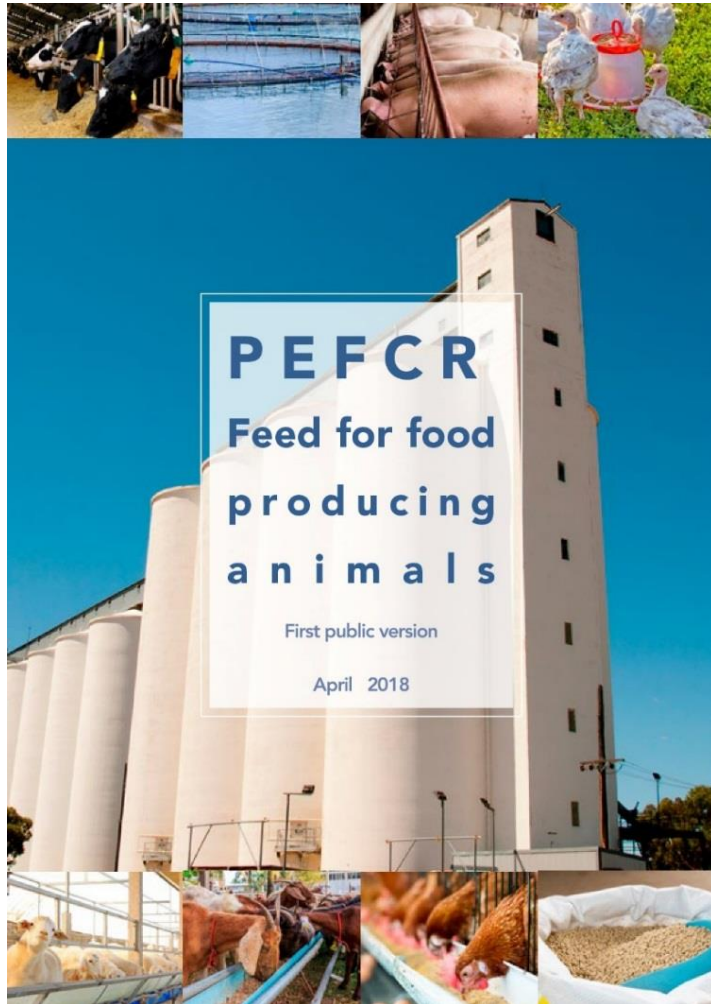


EU Code of Conduct for Responsible Business & Marketing Practices

A climate neutral food chain in Europe by 2050



Methodology for measuring environmental performance of compound feed production



- Published/Approved by the EU Commission in April 2018 (an official reference document)
- Harmonised **RULES** for what to measure, how to ensure the quality & how to model data collection into scores on (16) “impact categories” for the “product category” animal feed
- Basis for credible and transparent communication on environmental performance from feed sector to livestock farmers
- FEFAC position: PEFCR Feed should be the key methodology used in ‘green claims’ communication towards livestock farmers

DATA COLLECTION REQUIREMENTS



SCOPE

Feed Sourcing Stage



Environmental impacts of the sourced feed ingredients



Inbound Transport

Default distances available in the PEFCR Feed

Feed Manufacturer Stage



► Factory energy consumption

► Nutritional Analysis

► List of Feed Ingredients part of the feed composition



Outbound Transport

Livestock Farm Stage



► Emissions related to feed digestion



Animal Products



Use of secondary data allowed

Company Specific Data Required

Red Meat PEFCR?

Egg PEFCR?

Poultry Meat PEFCR?

Marine Fish PEFCR?

GFLI Mission & Vision

Independent animal nutrition and food industry non-profit institute with the purpose of:

- developing a **publicly available** Animal Nutrition Life Cycle Analysis (**LCA**) **database**;
- supporting the **meaningful environmental assessment** of animal nutrition products; and
- stimulating **continuous improvement**.

*GFLI database to be recognized as **the global reference** for Feed LCA Data by the public and private sectors.*

GFLI Mission & Vision

Database allows feed, livestock and aquaculture sectors to:

- use data based on a **harmonized methodology**;
- calculate the environmental footprint of products in a **transparent and trustworthy** manner; and
- benchmark and make **meaningful comparisons**.

Makes it possible to:

- produce feed with a lower footprint/tonne → food products with a **lower footprint/kg (farmed fish/pig/poultry)**.



GFLI database update

Since November 2020, GFLI has been hosting the GFLI database on its website. With this update, the GFLI database has expanded from 962 to 1511 datasets.

- LCIA impact data in Excel format has been updated using the most recent Impact Methods available in SimaPro. These are available to the user.
- All products are available as SimaPro/OpenLCA .csv files as system processes for LCA Software users (to be made available in November).

GFLI Members



FAO sets the record straight—86% of livestock feed is inedible by humans

Ambition 2

Foster Sustainable Food Systems Through Increased Resource & Nutrient Efficiency



NUTRIENT LOSSES

50%



Reduce nutrient losses by 50% whilst retaining soil fertility, resulting in 20% less fertilisers

DG AGRI will contribute to the development of an **integrated nutrient management action plan**, together with Member States, to address nutrient pollution at source and increase the sustainability of the livestock sector.

EU Green Deal

Reducing the excess of nutrients

Boost a circular bio-based economy
Reduce food waste

UN Strategic Development Goals



EU Code of Conduct for Responsible Business & Marketing Practices

Enhancing circularity and resource efficiency





1. INTRODUCTION	1
2. THE CIRCULAR FEED CONCEPT	3
3. EXAMPLES OF EXISTING AND EMERGING PRACTICES OF NUTRIENT RECOVERY	6
CITRUS FRUIT PROCESSING	6
WHEAT AND RICE MILLING	7
SUGAR PRODUCTION	8
BEER BREWING	9
GRASS BIO-REFINING	10
STARCH AND ETHANOL PRODUCTION	11
INDUSTRIAL FERMENTATION BIOMASS	12
OILSEED CRUSHING AND VEGETABLE OIL REFINING	13
GELATINE PRODUCTION	14
DAIRY PROCESSING	15
MEAT PRODUCTION/ANIMAL BY-PRODUCTS	16
FOOD MANUFACTURING	17
OTHER EXAMPLES	18
4. OUTLOOK ON CIRCULAR FEED VISION	20

Future of sustainable aquafeed?

- Single cell and microbial proteins – innovative substrates use in experimental phase
 - Microalgae
 - Yeasts
 - Bacteria
 - Protists
- Processed animal protein / Insect protein
- Ocean resources from lower trophic levels
- Ensure applicability of PEF to measure circularity. Need for LCA data development

Thank you for your attention



@FEFAC_EU

